

## Green Mountain Transit Federal Grants Analysis

---

---

---

---

---

---

---

---

## Acronyms

- CCRPC – Chittenden County Regional Planning Commission
- CMAQ – Congestion Mitigation and Air Quality Improvement Program
- FTA – Federal Transit Administration
- FHWA – Federal Highway Administration
- RTAP – Rural Transit Assistance Program
- STIC - Small Transit Intensive Cities
- STP - Surface Transportation Program
- VTrans – Vermont Agency of Transportation

---

---

---

---

---

---

---

---

## Federal Funding Sources

- Most of GMT's federal grant funding comes from 3 sources
  - The Federal Transit Administration (FTA) – this is funding allocated to GMT by FTA
  - The Vermont Agency of Transportation (VTrans) – this is funding awarded by VTrans through an annual grant
  - The Chittenden County Regional Planning Commission (CCRPC) – this is a annual grant we have with the CCRPC

---

---

---

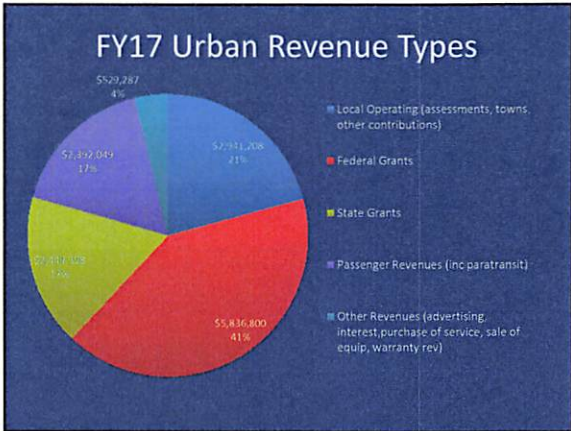
---

---

---

---

---



---

---

---

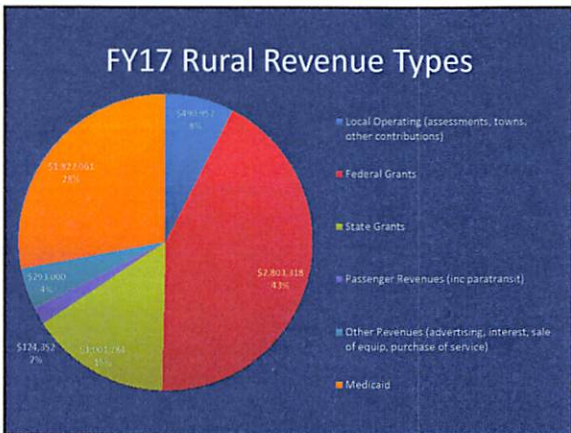
---

---

---

---

---



---

---

---

---

---

---

---

---

### Rural Funding

Rural funding is awarded by VTrans in an annual grant. Both the state and federal funding come through VTrans. GMT does not receive rural funding directly from FTA.

---

---

---

---

---

---

---

---

### Rural Funding

Rural funding awarded to GMT by VTrans in FY17:

- 5311 – Funding for operating, admin, and preventive maintenance - \$1,715,994
- 5311 Elderly & Disabled (E&D) - funding for the Chittenden, Washington, and Franklin/Grand Isle E&D programs (includes state funding for a portion of Chittenden) - \$1,157,108
- 5311 Rural Transit Assistant Program (RTAP) – funding for training - \$18,000
- 5304 Planning – funding for planning - \$25,000
- 5311, 5310, 5309, 5339 Capital with 10% state match – funding for capital projects - \$277,036
- State operating – State (non-federal) funding for operating expenses - \$900,000

---

---

---

---

---

---

---

---

### Urban Funding

Vermont Agency of Transportation

VTrans awards GMT an annual grant for capital and operating with state and federal funding. Some of the federal funds are transferred to FTA (such as CMAQ and Preventive Maintenance) so GMT can apply for them directly. The rest of the funding is in the state grant agreement.

---

---

---

---

---

---

---

---

### Urban Funding

FY17 Funding Awarded by VTrans:

- 5311 converted to 5307 - \$166,420
- CMAQ - \$1,098,013
- Preventive Maintenance - \$1,520,278
- 5310, 5309, 5339 Capital with 10% state match – funding for capital projects - \$5,336,023
- State operating – State (non-federal) funding for operating expenses - \$2,376,129

---

---

---

---

---

---

---

---

### Urban Funding

#### Chittenden County Regional Planning Commission

CCRPC awards GMT an annual grant for planning. In FY17 GMT was awarded \$402,340 of state and federal funding by the CCRPC.

---

---

---

---

---

---

---

---

### Underlying Federal Grants Analysis

The underlying federal grant analysis is an annual analysis of our direct FTA grants. It includes funding allocated directly by FTA and funding awarded by VTrans and transferred to FTA. It uses current and pending funding as well as the budgeted grant needs to calculate the status of GMT's funding levels.

---

---

---

---

---

---

---

---

### Urban Capital

GMT's capital funding includes federal and state grants. Although GMT used to receive 5309 earmark funding from FTA regular basis, there are no more earmarks. We apply for discretionary (competitive) grants when they are available, but we are generally reliant on VTrans for our capital funding.

---

---

---

---

---

---

---

---

Urban Capital Analysis

---

---

---

---

---

---

---

---

Urban Capital – 1 Industrial Parkway

The 1 Industrial Parkway purchase and rehab has a single grant for the project. This grant was a 2004 5309 earmark originally awarded to the City of Burlington for "Burlington Transit Facilities." The unspent balance was transferred to GMT in 2012. The funding is 80% federal with a 20% local match requirement.

---

---

---

---

---

---

---

---

1 Industrial Parkway Analysis

---

---

---

---

---

---

---

---

### Urban Capital – Downtown Transit Center

The downtown transit center project was funded by multiple federal and state grants. Funding included 5307 capital, GMT earmarks, City of Burlington earmarks transferred to GMT, and funding from VTrans.

---

---

---

---

---

---

---

---

### Downtown Transit Center Analysis

---

---

---

---

---

---

---

---

### Urban Operating - 5307

GMT is awarded approximately \$2.4 million a year in 5307 funding. These are funds GMT receives from FTA by virtue of a federal formula. The formula uses population derived from census data to calculate the award. This grant award also contains a small transit intensive cities (STIC) tier bonus.

---

---

---

---

---

---

---

---

### Small Transit Intensive Cities (STIC)

The FY16 GMT 5307 funding included \$947,159 of STIC funding. We met 5 of the 6 factors with \$189,432 awarded per factor.

Factor	Target	GMT	Percent Above/Below Target
Passenger Miles per Vehicle Revenue Mile	6.3	6.7	7%
Passenger Miles per Vehicle Revenue Hour	106.0	90.8	-14%
Vehicle Revenue Mile per Capita	11.1	17.2	56%
Vehicle Revenue Hour per Capita	0.7	1.3	82%
Passenger Miles per Capita	84.2	115.3	37%
Passenger Trips per Capita	12.9	23.9	84%

---

---

---

---

---

---

---

---

### 5307 Operating Analysis

---

---

---

---

---

---

---

---

### Urban Operating Preventive Maintenance

These are annual Surface Transportation Program (STP) funds awarded to GMT by VTrans and transferred to FTA so GMT can apply for the funding directly with FTA. This grant funds part of the maintenance expenses in the operating budget.

---

---

---

---

---

---

---

---

Preventive Maintenance Analysis

---

---

---

---

---

---

---

---

Urban Operating  
Congestion Mitigation and Air Quality  
Improvement

CMAQ funds are awarded for the startup of new routes. New CMAQ routes are eligible for CMAQ funding for the first 3 years of service, but CMAQ routes that operated during FFY12 are eligible for CMAQ funding indefinitely. This funding is awarded to GMT by VTrans and transferred to FTA so GMT can apply for the funding directly with FTA.

---

---

---

---

---

---

---

---

CMAQ Analysis

---

---

---

---


---

---

---

---





---

---

---

---

---

---

---

---

Underlying Federal Grants Analysis

**CCTA Capital Grant Status**

This does not include DTC funding or the grant for 1 Industrial. Those projects have dedicated grants and separate analyses.

**Direct Federal Grants Funding at the End of FY16 (all amounts are 100%)**

	Grant #	FFY/Source	Buy Replacem 40' Bus	Buy Replacem 45' Bus	Buy Replacem Sedan	Signage/ Rebrandin g	Construct Bus Passenger Shelters	Acquire Shop Equip	Acquire Mobile Surv. Security Equip	Acquire Support Vehicles	Acquire Misc Support Equip	Purchase Misc Comm Equip	Preventative Maintenance	Total
1	VT-04-0004-00	FY08 5309 (Earmark)	208,333											208,333
2	VT-04-0010-00	FY09 5309 (Earmark)										3,151		3,151
3	VT-04-0011-00	FY10 5309 (Earmark)					128,405							128,405
4	VT-04-0019-00	FY11 5309 (Livability Program)		918			189,180					336,339		526,437
5	VT-90-X072-00	FY14 5307 (Formula Funding)							31,250					31,250
6	VT-95-X015-00	FY13 STP Transfer (Capital)					15,000	5,000	10,000		10,000	235,855		275,855
7	VT-95-X017-00	FY15 STP Transfer (Capital)				50,000	30,634							80,634
8	VT-2016-001	FY16 STP Transfer (Capital)	249,084			50,000				49,659	25,000		335,000	708,743
9	VT-2016-002	FY15 & FY16 5307							60,600					60,600
10	<b>Total Funding as of 6/30/16</b>		<b>457,417</b>	<b>918</b>	<b>-</b>	<b>100,000</b>	<b>363,219</b>	<b>5,000</b>	<b>101,850</b>	<b>49,659</b>	<b>35,000</b>	<b>575,345</b>	<b>335,000</b>	<b>2,023,408</b>
11														
12	FY13 Obligations as of 6/30/16						(37,995)							(37,995)
13	FY14 Obligations as of 6/30/16						(61,401)							(61,401)
14	FY15 Obligations as of 6/30/16					(50,000)	(20,354)							(70,354)
15	FY16 Obligations as of 6/30/16		(458,296)			(50,000)			(35,000)	(49,659)		(78,000)	(52,365)	(723,320)
16	<b>Funds Available at the End of FY16</b>		<b>(879)</b>	<b>918</b>	<b>-</b>	<b>-</b>	<b>243,469</b>	<b>5,000</b>	<b>66,850</b>	<b>-</b>	<b>35,000</b>	<b>497,345</b>	<b>282,635</b>	<b>1,130,338</b>
17	FY17 STP Transfer									24,000			591,200	615,200
18	FY17 Budget						(218,600)			(24,000)		(40,000)	(591,200)	(873,800)
19	<b>Amount Remaining at the End of FY17</b>		<b>(879)</b>	<b>918</b>	<b>-</b>	<b>-</b>	<b>24,869</b>	<b>5,000</b>	<b>66,850</b>	<b>-</b>	<b>35,000</b>	<b>457,345</b>	<b>282,635</b>	<b>871,738</b>
	Funding reserved for future capital projects (farebox project, etc)													871,738

Underlying Federal Grants Analysis

**One Industrial Parkway Grant**

**Grant VT-03-0048**

Line items are in 100% amounts. There is a 20% local match requirement.

1	Acquire Storage/Maint Facility	\$1,680,000
2	Rehab/Renovate Storage/Maint Facility	\$492,585
3	Eng/Design Storage/Maint Facility	\$150,000
4	Acquire Misc Support Equip	\$600,000
5	<b>Total Grant</b>	<b>\$2,922,585</b>

6	Amount Spent as of 6/30/16	\$1,915,228
---	----------------------------	-------------

7	Total Grant Remaining as of 6/30/16	\$1,007,357
---	-------------------------------------	-------------

**Unspent Capital Budget Line Items (as of 6/30/16)**

8	FY16 1 Industrial - relocation, repair, and maintenance	\$68,685
9	FY17 1 Industrial Renovations/Equipment/Design/Relocation	\$285,000
10	FY18 1 Industrial Renovations/Equipment/Design	\$500,000
11	<b>Total Unspent Budget</b>	<b>\$853,685</b>

12	Total Unobligated Grant Amount	\$153,673
----	--------------------------------	-----------

Underlying Federal Grants Analysis

**Downtown Transit Center Grants**

	<b>Federal Grants (80% federal funding)</b>	<b>Funding</b>
1	VT-90-X068 (5307 Planning)	\$100,000
2	VT-90-X069 (5307 Planning)	\$100,000
3	VT-03-0050 (5309)	\$6,029,394
4	VT-04-0011 (5309)	\$1,300,000
5	VT-04-0010 (5309) (ITS)	\$645,000
6	VT-95-X016 (FY14 STP Transfer)	\$548,000
7	VT-2016-001 (FY15 STP Transfer)	\$500,000
8	VT-2016-001 (FY16 STP Transfer)	\$500,000
9	<b>Total Federal Grants</b>	<b>\$9,722,394</b>

**10 Local and State Funding**

11	Original State Match Commitment	\$834,674
12	Original Local Match	\$838,675
13	State Match to ITS	\$80,000
14	Local Match to ITS	\$80,000
15	New FY16 State Match	\$113,500
16	New FY15 Local Match	\$113,500
17	<b>Total Local and State Funding</b>	<b>\$2,060,349</b>

Part of the \$800,000 DTC ITS in the FY15 capital budget

Part of the \$800,000 DTC ITS in the FY15 capital budget

Additional funding added in April 2015

18	<b>Overall total funding</b>	<b>\$11,782,743</b>
----	------------------------------	---------------------

**19 DTC Budgeted** 100% Amount

20	FY11 Capital Budget	\$200,000
21	FY12 Capital Budget	\$400,500
22	FY13 Capital Budget	\$400,500
23	FY14 Capital Budget	\$4,360,871
24	FY15 Capital Budget	\$4,485,871
25	FY15 ITS	\$800,000
26	FY15 New Capital Funding Budgeted	\$1,135,000
27	<b>Total</b>	<b>\$11,782,743</b>

Additional funding added in April 2015

28	Amount Billed as of January 2017	\$10,818,644
29	Retainage	\$384,077
30	Amount Obligated	\$580,021
31	Amount Remaining	\$0

Underlying Federal Grants - Annual Update

**Operating Funding Analysis**

	Operating Funding (50% fed share)
<b>Grants for FY17</b>	
1 VT-2016-002 (FY15 5307)	\$ 1,719,307
2 VT-2016-002 (FY16 5307)	\$ 2,413,465
3 VT-2016-002 (FY16 5311 xfer to 5307)	\$ 187,594
4 Funding for FY17	\$ 4,320,367
5 FY17 budgeted operating funding needs	\$ 2,868,533
6 Funding available for FY18	\$ 1,451,833
7 FY17 5307 grant	\$ 2,364,432
8 VT-2016-002 (FY17 5311 xfer to 5307)	\$ 166,420
9 Total projected funding available for FY18	\$ 3,982,685
10 FY18 budgeted operating funding needs	\$ 2,579,902
11 Funding remaining after FY18	\$ 1,402,783

Previous Years Funding Remaining for Comparison:

12	Prior year funding remaining after FY12	\$ 994,694
13	Prior year funding remaining after FY13	\$ 1,211,487
14	Prior year funding remaining after FY14	\$ 986,300
15	Prior year funding remaining after FY15	\$ 1,210,580
16	Prior year funding remaining after FY16	\$ 1,719,307

Underlying Federal Grants Analysis

**Preventive Maintenance**

All amounts are the 80% federal funding. There is a 20% local match requirement.

Current and Pending Grants

1	VT-2016-002 (FY16 5307)	\$ 997,622
2	FY17 STP Transfer	\$ 1,520,278
3	Total Funding for FY17	\$ 2,517,900

4	FY17 Budgeted Expenses	\$ 1,520,278
---	------------------------	--------------

5	Funding Remaining After FY17	\$ 997,622
---	------------------------------	------------

6	FY18 Funding Estimate	\$ 1,520,278
---	-----------------------	--------------

7	FY18 Budgeted Expenses	\$ 1,520,278
---	------------------------	--------------

8	Funds Remaining After FY18	\$ 997,622
---	----------------------------	------------

Previous Years Funding Remaining for Comparison:

9	Funding remaining after FY13	\$ 1,027,410
10	Funding remaining after FY14	\$ 1,035,333
11	Funding remaining after FY15	\$ 1,025,855
12	Funding remaining after FY16	\$ 997,622

Underlying Federal Grants Analysis

**CMAQ Grants**

**Current Grants as of 6/30/16 (80% fed share amounts)**

Funding Period:	No Limit					3 Years				Total
	Montpelier	Rt 15	Rt 2	Milton	Rt 116	Williston Midday	Jeffersonville	Milton Commuter/ Colchester Service	Waterbury Link	
1 VT-95-X016 (FY14 CMAQ)	\$50,388									\$50,388
2 VT-95-X017 (FY15 CMAQ)	\$82,137	\$43,340	\$773,831	\$209,543	\$18,688					\$1,127,539
3 VT-2016-001	\$28,500	\$35,000	\$710,229	\$165,000	\$63,394	\$2,304	\$80,928	\$24,965	\$49,107	\$1,159,426
4 Total Current Grants as of 6	\$161,025	\$78,340	\$1,484,060	\$374,543	\$82,082	\$2,304	\$80,928	\$24,965	\$49,107	\$2,337,354

**Pending Grants**

Year	Montpelier	Rt 15	Rt 2	Milton	Rt 116	Williston Midday	Jeffersonville	Milton Commuter/ Colchester Service	Waterbury Link	Total
5 FY17 Grant Award	\$28,500	\$35,000	\$710,229	\$165,000	\$63,393			\$27,207	\$68,684	\$1,098,013
6 FY18 Grant Request	\$29,355	\$36,050	\$731,536	\$169,950	\$65,295				\$28,766	\$1,060,951
7 Total Pending Funding	\$57,855	\$71,050	\$1,441,765	\$334,950	\$128,688	\$0	\$0	\$27,207	\$97,450	\$2,158,964

8 Grand total funding through FY18	\$218,880	\$149,390	\$2,925,825	\$709,493	\$210,769	\$2,304	\$80,928	\$52,172	\$146,557	\$4,496,318
------------------------------------	-----------	-----------	-------------	-----------	-----------	---------	----------	----------	-----------	-------------

**CMAQ Projected Expenses**

Year	Montpelier	Rt 15	Rt 2	Milton	Rt 116	Williston Midday	Jeffersonville	Milton Commuter/ Colchester Service	Waterbury Link	Total
9 FY17	\$33,690	\$23,965	\$682,491	\$140,531	\$57,979	\$6,927	\$46,827	\$24,926	\$56,341	\$1,073,675
10 FY18	\$35,375	\$25,163	\$716,615	\$147,558	\$60,878				\$59,158	\$1,044,746
11 FY19	\$37,143	\$26,421	\$752,446	\$154,935	\$63,921				\$31,058	\$1,065,925
12 Total through FY19	\$106,208	\$75,549	\$2,151,551	\$443,024	\$182,778	\$6,927	\$46,827	\$24,926	\$146,557	\$3,184,347

Line Item Shift	-\$25,000	-\$10,000	\$110,000	-\$75,000	\$56,725	\$4,623	-\$34,101	-\$27,246		\$0
13 Amount in grants at the end of FY19	\$87,672	\$63,840	\$884,273	\$191,469	\$84,716	\$0	\$0	\$0	\$0	\$1,311,971